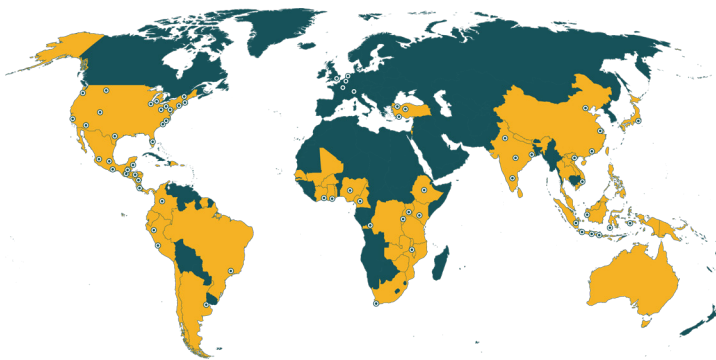


2022 Annual Report Summary

We're all in.



Our Global Reach



● Countries with certified farms and landscape and community project sites ● Rainforest Alliance offices and staff locations

58 countries with certified farms and projects

4 million farmers and workers on certified farms*

6+ million hectares of certified farmland*

54K+ products with the Rainforest Alliance Certified seal in **190 countries**

6,000+ company partners

87 projects with farmers and forest communities to improve livelihoods and protect nature

**Due to the self-reported nature of some of our data sets, paired with recent changes to our collection and analysis systems, we are still processing these indicators for 2022 (as of the time of publication). The numbers reported here are from 2021, with updates forthcoming.*

Certification & beyond

This year we deepened our support for farmers and supply chain certificate holders as they transitioned to the certification program that we launched in 2020. Already more ambitious than previous iterations, the program and its rollout were further challenged by the Covid-19 pandemic and severe weather events.

That's why we engaged in robust, on-going dialogue with partners, using their feedback to innovate targeted support. We increased the number of trainings, resources, and guidance, tailoring them to the needs of partners; we simplified tools and requirements; and extended transition deadlines. We granted almost 5,000 licenses to certificate holders in 2022.

Building on our decades of experience in certification, we're scaling our ambitions through cross-sector partnerships and farmer-focused innovation.

A first for regenerative agriculture: our coffee scorecard

For the Rainforest Alliance, sustainability is a journey, and regeneration is the destination. Regenerative agriculture seeks to create farms that actually add to nature's richness, rather than take away.

In the coffee sector, a clear pathway to regenerative agriculture has been lacking—until now. In 2022, we launched the Regenerative Coffee Scorecard, developed in partnership with Nespresso. The scorecard focuses on five key indicators—soil, biodiversity, livelihoods, water, and crop resilience—and allows agronomists to tailor practices to local growing conditions, which can differ widely from region to region. This new tool, available to both certified and non-certified supply-chain actors, assesses current farm performance, highlighting improvement areas needing targeted support, and tracking progress toward regenerative goals.

Protecting migrant fruit-sector workers in Mexico and Costa Rica

The production of tropical fruits like bananas, pineapples, and berries relies heavily on migrant workers, who are particularly vulnerable to fraudulent and exploitive hiring and work practices. The Rainforest Alliance Certification Program requires certificate holders to perform rigorous oversight of labor recruiters to ensure workers are not exploited, and recruitment-related fees must be paid by farms, rather than workers.

In 2022, we went even further: In Mexico and Costa Rica, we secured commitments from 74 fruit farms (including avocado packing plants) and eight labor contractors to participate in responsible recruitment interventions. Our approach is based on a toolkit developed in collaboration with workers' rights initiative Stronger Together.



“After the training, my yields improved and I’m making a better income for my family.”

Sapar, cocoa farmer

Transforming the cocoa sector in Indonesia

When nine days of heavy rains devastated a community in Ende, East Nusa Tenggara, local cocoa farmers joined forces with the Rainforest Alliance to rebuild their livelihoods—and prepare for future climate shocks. Together with our partner NGO Rikolto, we ran trainings in climate-smart farming techniques focused on flood prevention and crop health—from seasonal pruning and mulching to digging “rorak” pits to collect rainwater runoff.

This work is part of our wider initiative to improve the livelihoods of cocoa farmers in seven regions across Indonesia. In 2022, we trained 1,690 smallholders in key skills, including climate resilience, gender equality awareness, farming as a business, and cocoa fermentation.

Toward a Regenerative Approach to Tea in Mount Kenya

On the slopes of Mount Kenya, we’re teaming up with farmers, companies, and government agencies to protect an iconic East African landscape. Together, we’ve set up a community-led Landscape Management Board tasked with forest restoration and strengthening rural livelihoods.

“I am now perceived as a role model and my farm is seen as a center of excellence where many farmers within the region come to learn.”

Enos Gichanga Muriuki, tea farmer

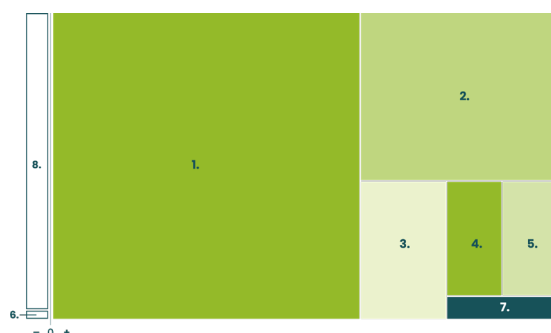
In 2022, much of our work focused on helping tea farmers tackle climate challenges—from rising temperatures and unpredictable rainfall to outbreaks of tea mites and weevils. Our efforts are rooted in the Rainforest Alliance’s regenerative agriculture approach —practices that heal the land, like organic composting, planting cover crops, and minimum tillage. Enos Gichanga Muriuki, a Rainforest Alliance Certified tea farmer in Kirinyaga, notes that his income has improved following the trainings. He is especially proud that “nothing goes to waste on our farm,” since he now turns livestock manure into household biogas and organic fertilizer.

Finances

Revenue & Support

| | |
|--|-----------------|
| 1. Royalty revenue (63%) | US\$ 55,654,335 |
| 2. Government grants and contracts (23%) | 20,086,112 |
| 3. Foundations and corporate grants (8%) | 7,045,514 |
| 4. Major donors and individuals (4%) | 3,794,121 |
| 5. Other contract revenue (5%) | 4,146,336 |
| 6. Special events - net (0%) | (117,814) |
| 7. In-kind contributions (2%) | 1,505,694 |
| 8. Other (-5%) | (4,063,217) |


TOTAL REVENUE & SUPPORT US\$ 88,051,081



Expenses

| | |
|---------------------------------|-----------------|
| 1. Program services (75%) | US\$ 70,100,734 |
| 2. Management and general (21%) | 19,992,583 |
| 3. Fundraising (3%) | 3,058,281 |

TOTAL EXPENSES US\$ 93,151,598



Summary

TOTAL REVENUE & SUPPORT US\$ 88,051,081

TOTAL EXPENSES 93,151,598

OTHER ACTIVITY

Foreign Currency Translation 104,319

ASSETS

Change in net assets (4,996,198)

Net assets, beginning of year 71,055,083

Net assets, end of year US\$ 66,058,885

Rainforest Alliance Holding, Inc. is an international non-profit organization, organized on January 1, 2018 in the State of Delaware to serve as the common parent non-profit corporation providing centralized governance and oversight over Rainforest Alliance, Inc. and Stichting Rainforest Alliance. The above financial summary represents the consolidated revenue and expense for 2022 for the organization.

The full annual report (in English only) is available at rainforest-alliance.org



We're all in.

2022 Annual Report Summary

